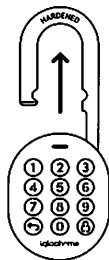
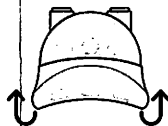


How to install the Silicone Case.

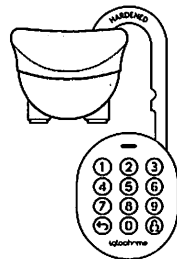
- 1 Unlock the Padlock and pull the shackle to open position.




- 2 Fold the silicone case inside out to prepare for setup



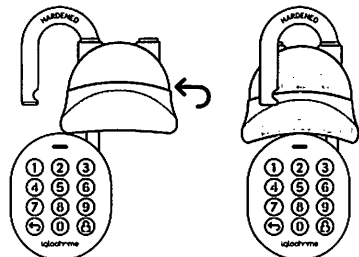
- 3 Insert the case through the shackle.



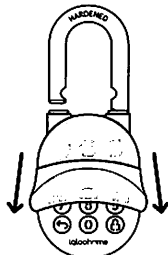
- 4 Loop the case through the shackle.



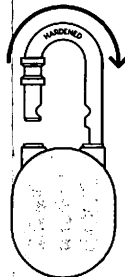
- 5 Rotate the case so the orientation is correct.



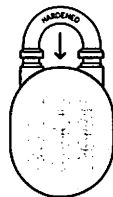
- 6 Pull and fold the silicone case down to ensure it covers the whole padlock.



- 7 Loop the Silicone caps into the shackle with the correct orientation



- 8 Push in the shackle into the padlock



- 9 Adjust the Silicone caps so it fits firmly without gaps between shackle caps & case onto the case shackle hole

