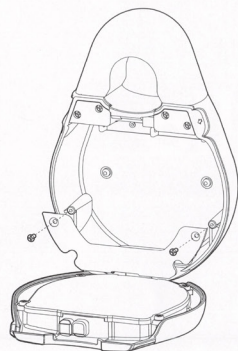


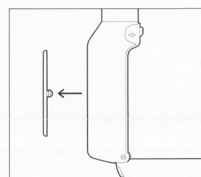
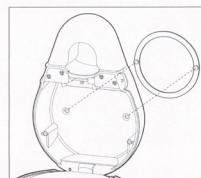
Quick Start Guide

1. Unlock Keybox and unscrew the guard plate.

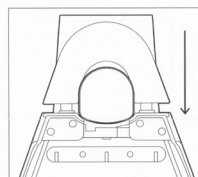
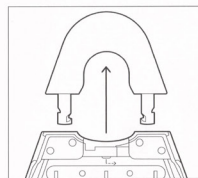


Unlock with Factory PIN Code
1234567890

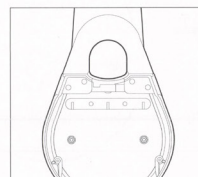
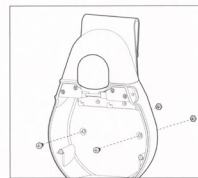
2. Remove rubber bumper from the back of Keybox.



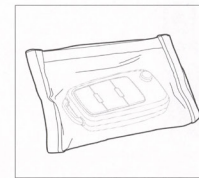
3. Release shackle from the lock and mount onto the Car Mount.



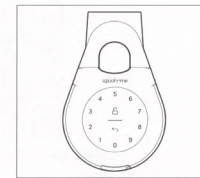
4. Secure Keybox to Car Mount with the provided nuts and bolts.



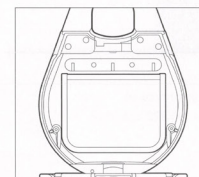
5. Place the car key fob into the Faraday Pouch.



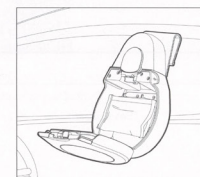
7. Close the Keybox.



6. Place the pouch into the Keybox.



8. Hook it onto the window panel of your car.



Here's all the help you need



<https://go.igloohome.co/ASK3Support>

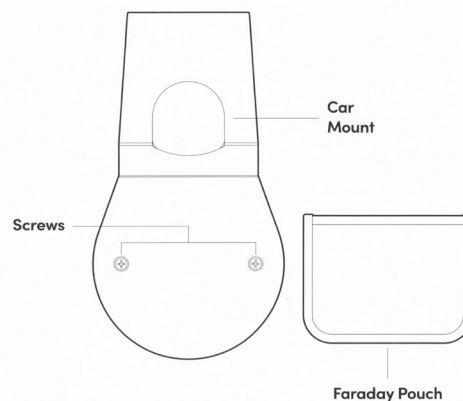
Refer to our online manuals by scanning the QR code above or entering the short link into your browser.



www.igloohome.co

Contact us at support@igloohome.co
(Singapore) +65 3129 2464 (USA) +1 929 224 0688

What's Included



igloohome

Hello

Welcome to the igloohome family!
You're about to embark on a journey
with us to create a world without keys.
Enjoy your new Car Sharing Kit!